


## PHDESK18

Core 2.0 1000W 277V  
ENCLOSED

The Core 2.0 DE Enclosed Lighting System distributes the high PPF output of DE lamps uniformly to the plant canopy. Intelligent microprocessor controlled ballast features patented lamp ignition protocol that ensures long lamp life. Pro DE 1000W lamp features proprietary EU material to ensure 2100 $\mu$ mol/s PPF output.



### Core 2.0 1000W 277V System

- **Model:** PHDESK18
- **Lamp Type:** Pro DE 1000W w/ EU ARC
- **Lamp Output:** 2100  $\mu$ mol/s
- **Lamp Lifetime:** 10000 hrs
- **Reflector:** Enclosed DE
- **Reflector Material:** European 99.85% pure, 95% reflectivity
- **Ballast Core:** 2.0 1000W, non dimmable
- **Ballast and Armature Material:** Aluminum
- **Socket European:** VS K12 x 30s
- **Fixture Weight:** 9.5 lbs.

### Core 2.0 1000W Ballast Electrical Specifications

- **Lamp Power:** 1000W
- **Main Voltage:** 277V
- **Operating Voltage Range:** 249-305V
- **Max Input Power:** 1050W
- **Output Power Settings:** 1000W
- **Power Factor:** > 0.98
- **Frequency:** 50/60Hz
- **Igniter Voltage:** 3-5 kV
- **THD:** <10%
- **CF:** <1.6
- **TA:** 40°C/104°F
- **TC:** 70°C/158°F

### Core 2.0 Ballast Input Amperage Reference

- **Voltage:** 277V
- **I<sub>max</sub>:** 4.2A
- **1000W:** 3.8A

### Core 2.0 Ballast Features

- Microprocessor Control
- LED Status Indicator
- Open Circuit Protection
- Open Circuit Indicator
- Short Circuit Protection
- Short Circuit Indicator
- Overtemperature Protection
- Overtemperature Indicator
- End-of-Lamp-Life Sensor
- End-of-Lamp-Life Indicator
- Over/Undervoltage Protection
- Over/Undervoltage Indicator
- Patented Ignition Control
- Auto-restrike Protection
- Internal EMI Suppression
- 8' Wieland RST
- **No:** USB Port to Integrate with Climate Controls

### Core 2.0 1000W Safety Certifications

- **Certification Mark:** CSA
- **Certified to UL 1598:** Yes
- **FCC Commercial:** Yes
- **FCC Residential:** No



### Core 2.0 Operation Notes

For use with a generator, line conditioning equipment to control input voltage must be used in order to avoid damage to the ballasts. Contact us for more information. Includes Strut Hangers.



**CORE 2.0 1000W 277V ENCLOSED**

**WARNING:** FAILURE TO FOLLOW GUIDELINES COULD RESULT IN ELECTRICAL SHOCK.

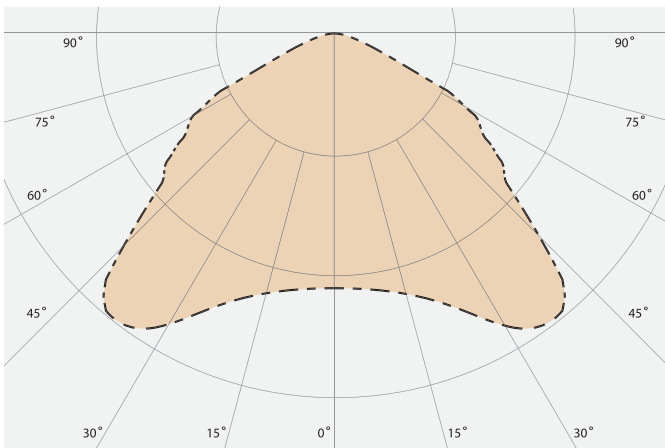
Do not touch, move, spray, or clean your light fixture when it is plugged in. Allow it to cool down before handling. Recommended mounting clearance for your fixture is 8"-12" on all sides. Do not mount directly to any surface.

Make sure to disconnect the power when changing the lamp. This tech sheet is not in any way a replacement for a technical installation manual. Consult technical installation manual prior to installation.

All rights reserved.

Specifications are subject to change without notice.

**Polar Diagram**

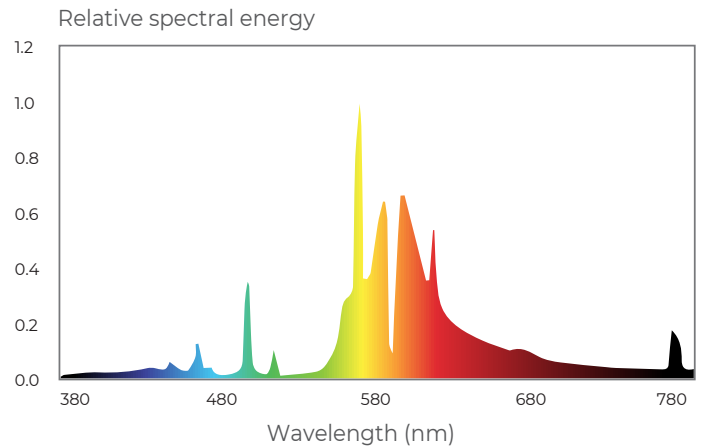


Reflector efficiency = 91.6%

**PHDESK18**

Core 2.0 1000W 277V ENCLOSED

**Pro DE Lamp**



**PAR Maintenance**

